



TefTEC™ P Series Filter Cartridges

Sterilizing Grade PTFE Membrane Filter Cartridges

Product Specifications

Media: Expanded PTFE Membrane

Inner core, end caps, cage: Polypropylene

Support layers: Polypropylene

Gaskets/O-Rings:

Buna-N, EPDM, Silicone, Teflon
Encapsulated Viton (O-Rings only),
Teflon (gaskets), Viton

Micron rating: 0.2 µm

Dimensions

Nominal lengths:

10" 20" 30" 40"
25.4 50.8 76.2 101.6 cm

Outside diameter: 2.7" (6.9 cm)

Inside diameter: 1.0" (2.54 cm)

Surface area: 8.6 ft² (0.80 m²)
per 10" element

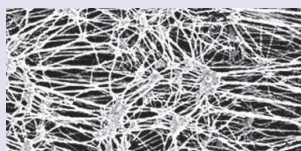
Operating Parameters

Maximum operating temperature:
195°F (90°C)

Maximum differential pressure:
75 psid @ 70°F (5.2 bar @ 21°C)
30 psid @ 176°F (2.1 bar @ 80°C)
15 psid @ 195°F (1.03 bar @ 95°C)

Maximum reverse differential pressure:
40 psid @ 70°F (2.8 bar @ 21°C)

Recommended change-out pressure:
35 psid (2.4 bar)



TefTEC P membrane cartridges are validated for complete bacterial retention to yield product sterility in biopharmaceutical final filtration applications. TefTEC P cartridge filters are constructed with naturally hydrophobic e-PTFE membrane with polypropylene support layers and components. The sterilizing grade PTFE membrane cartridges are well suited for compressed air applications, fermentation feed air and tank vent applications where absolute microbial retention is critical. Additionally, TefTEC P has demonstrated viral aerosol retention to provide essential protection for final products.

FEATURES & BENEFITS

- Single-layer construction provides superior flow rates and minimizes filtration system size
- 100% Flushed with 18 megohm DI water and integrity tested
- Filters are manufactured, flushed, tested and packaged in an ISO Class 7 Cleanroom Environment
- Each filter element stamped with pore size, lot and serial number for identification and traceability
- Complete bacterial removal in liquid at a challenge level of 10⁷ Brevundimonas diminuta/10" cartridge
- Retentive for aerosolized virus
- Validation guide available

CERTIFICATIONS

- USP Class VI: Meets USP Class VI Biological Test for Plastics
- FDA Listed Materials: All materials comply with FDA Title 21 of the Code of Federal Regulations Sections 174.5, 177.1520, and 177.1550 as applicable for food and beverage contact.

TYPICAL APPLICATIONS

- Tank Vents
- Fermentation Feed Air
- Compressed gases
- Aggressive chemicals

PERFORMANCE SPECIFICATIONS

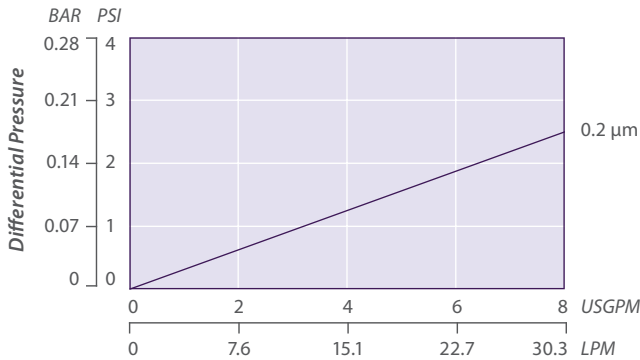
- Steam/Autoclave: Cartridges will withstand at least 100 steam/autoclave 30 minute cycles @ 275°F (135°C)
- Integrity Test Values: Bubble Point and Air Diffusion per 10 inch cartridge wet with 60/40 IPA/water. Contact Graver Technologies for specific method.
- Published Water Intrusion values

TefTEC P NOMENCLATURE INFORMATION

Filter Type	Retention Rating (microns)	Nominal Length (inches)		End Configuration	Gasket or O-Ring	
TefTEC P Series	0.2	-10	-30	P2	226/Flat Single Open End	B Buna-N
		-20	-40	P3	222/Flat Single Open End	E EPDM
				P7	226/Fin Single Open End	S Silicone
				P8	222/Fin Single Open End	T Teflon encap. Viton (O-Rings only)
Example: TefTEC P 0.2-20P2S						V Viton
TefTEC P	0.2	-20		P2	S	

TefTEC P FLOW RATE

Typical Flow Rate Clean Water at Ambient Temperature (per 10" cartridge)



For liquids other than water, multiply pressure drop by the fluid viscosity in centipoise

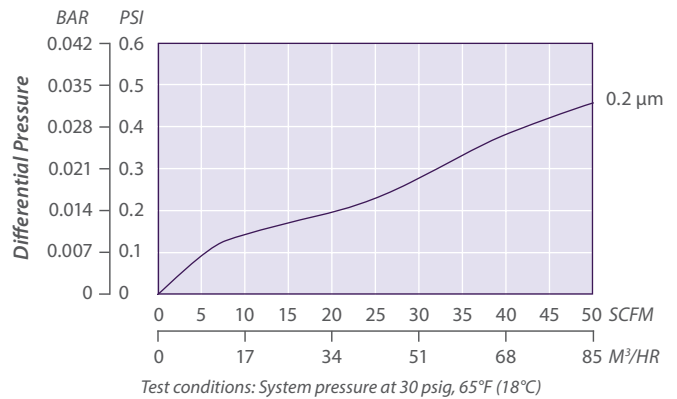
INTEGRITY TEST SPECIFICATIONS

Integrity Test values per 10-inch cartridge wet with 60/40 IPA/water. Contact Graver Technologies for specific method.

Pore Size	Diffusion Flow	Bubble Point
0.2 μm	≤ 20 cc/min @ 12 psig (0.83 bar)	≥ 26 psig

TefTEC P AIR FLOW RATE

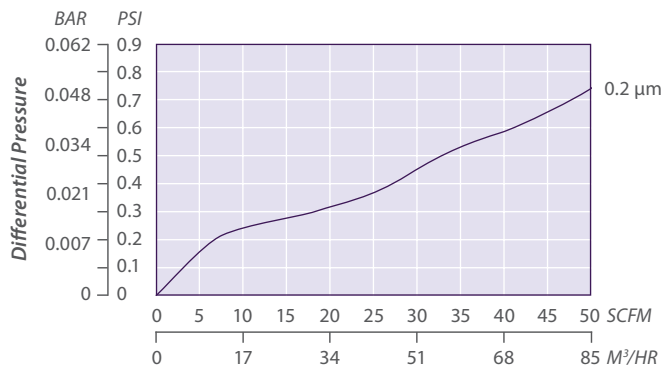
Air Flow Rate (per 10" cartridge)



Test conditions: System pressure at 30 psig, 65°F (18°C)

TefTEC P AIR FLOW RATE

Air Flow Rate (per 10" cartridge)



Test conditions: System pressure at <10 psig (vent), 65°F (18°C), outlet open to atmosphere

FOR MORE INFORMATION

GTX-365 1-20

DISTRIBUTED BY

Customer Service/ Technical Support: 1-888-353-0303

Europe (UK): +44-1424-777791 | China: +86-21-5238-6576 | Asia: +65-9635-7690

All information and recommendations appearing in this bulletin concerning the use of products described herein are based on tests believed to be reliable. However, it is the user's responsibility to determine the suitability for his own use of such products. Since the actual use by others is beyond our control, no guarantee, expressed or implied, is made by Graver Technologies as to the effects of such use or the results to be obtained. Graver Technologies assumes no liability arising out of the use by others of such products. Nor is the information herein to be construed as absolutely complete, since additional information may be necessary or desirable when particular or exceptional conditions or circumstances exist or because of applicable laws or government regulations. TefTEC is a trademark of Graver Technologies, LLC.



Graver Technologies | 302-731-1700 | 800-249-1990
info@gravertech.com | www.gravertech.com

A member of The Marmon Group—A Berkshire Hathaway Company

